




Luxury Vinyl Tile & Plank (LVT) Flooring Maintenance

<p>Initial Maintenance</p>		<p>Using a low speed cleaning machine (350 rpm) with a RED pad and a cleaning Solution, such as SC Johnson "GP Forward" Rinse thoroughly</p>
<p>Regular Maintenance</p>		<p>Sweep on a daily basis. Damp mop using a neutral cleaner every 1 to 2 days or when needed. Rinse.</p>
<p>Periodical Maintenance</p>		<p>On a "need to" basis or when damp mopping is not sufficient, scrub floor lightly. Using a low speed scrubbing machine, (350 rpm max) using a White pad and a neutral cleaner solution. Rinse.</p>

Special Notes:

Protech is a UV cured polyurethane anti-dirt treatment incorporated into the floor covering. It eliminates the need for floor finishes and improves hygiene and chemical resistance.

The improper use of disinfectant cleaners can have adverse effects on vinyl floor coverings. These effects can range from discoloration of the floor covering, a slippery or sticky floor surface or other hazardous situations. It is advisable to always thoroughly rinse with clean water and wet vac the surface to eliminate the residue left behind by these products.

Rubber products, such as walk-off mats, casters, tires and shoes along with asphalt sealers, as used on parking lots and walkways, contain chemicals that can permanently stain floor covering. The use of a proper walk-off system, such as Coral Duo, helps in reducing dirt and water, which can possibly damage the floor's surface.

Architectural Floor Systems, Inc.

206 W. Campus Drive
 Arlington Heights, IL 60004-1402
 Toll Free: 800-323-6792
 Phone: 847-394-3944
 Fax: 847-394-3753

8/1/2007